
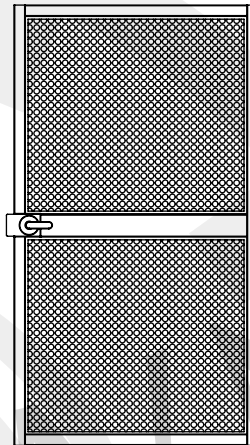


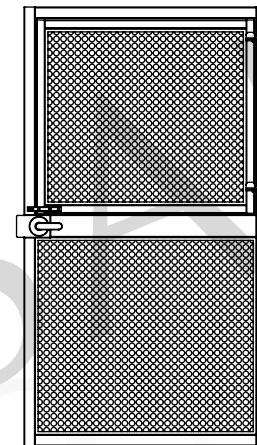
GSA Class 5 Vault Door — Standard Day Gate Options (Right-Hand Hinge)



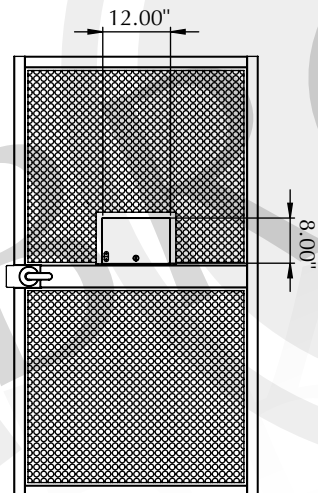
Day Gate
with Solid Door



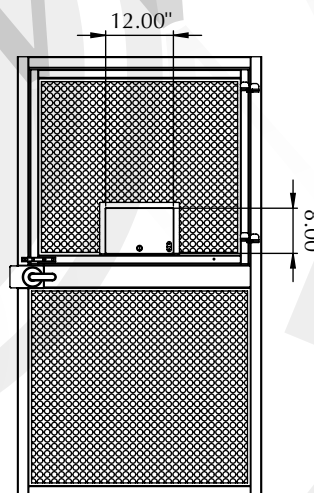
Standard Day Gate



Dutch-Style Day Gate



Standard Day Gate
with Arms Port



Dutch-Style Day Gate
with Arms Port

Standard Day Gate Entry Device Options

Double-Cylinder Options:

- **Dead bolt** (operable by key outside and inside of day gate)
- **Dead latch** (automatic locking device operable by key outside and inside of day gate)
- * Double-cylinder dead bolt/dead latch options come standard with a pull handle

Single-Cylinder Options:

- **Dead bolt** (operable by key outside and inside by thumb latch)
- **Dead latch** (automatic locking device operable by key outside and inside by thumb latch)
- * Single-cylinder dead bolt/dead latch options come standard with a pull handle

Dual-Handle Lever Lock Option:

- Automatic locking device operable by key outside of day gate and a handle with a storeroom function

* **NOTE:** Any requests for entry device options – other than our standard offerings – will result in an additional cost